

# Facts at a Glance

## Student Characteristics

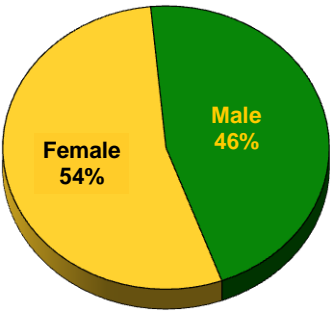
### Fall 2008

**Headcount:**  
10077

**Average Class Size:**  
20 students

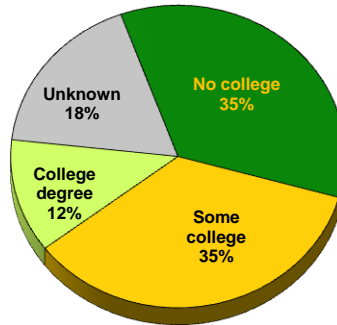
**Basic FTSE:**  
5148.8

#### Gender



Ethnicity		
American Indian	448	4%
Asian/Pacific Islander	349	3%
African American	347	3%
Hispanic	1037	10%
White	7107	71%
Other	252	3%
Unknown	537	5%

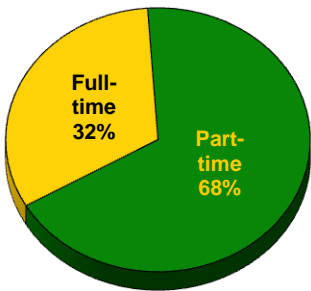
#### Previous College Experience



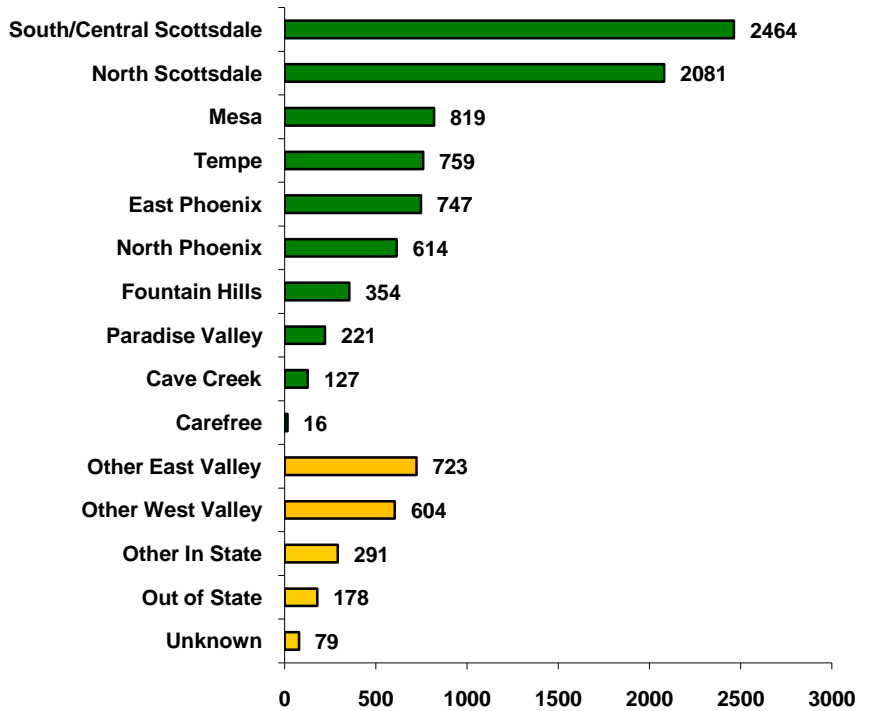
Age		
14-17	666	7%
18-22	4,713	47%
23-29	2,278	23%
30-39	1,054	10%
40-49	667	7%
50-59	418	4%
60-85	259	3%
Unknown	22	0%

**Average Age:**  
26.6

#### Full-time/Part-time



#### Enrollment by City



# Facts at a Glance

## Student Characteristics

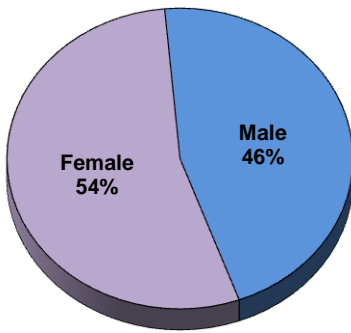
### Spring 2009

**Headcount:**  
10166

**Average Class Size:**  
20 students

**Basic FTSE:**  
4806.4

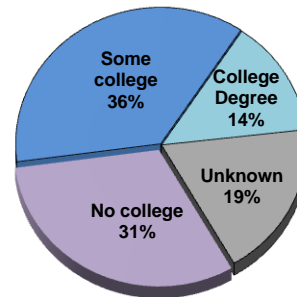
#### Gender



#### Ethnicity

American Indian	411	4%
Asian/Pacific Islander	340	3%
African American	325	3%
Hispanic	977	10%
White	7257	71%
Other	272	3%
Unknown	584	6%

#### Previous College Experience

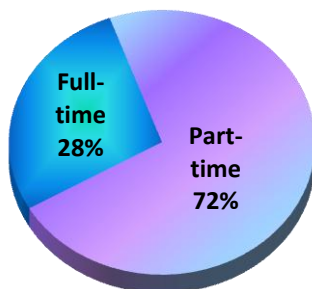


#### Age

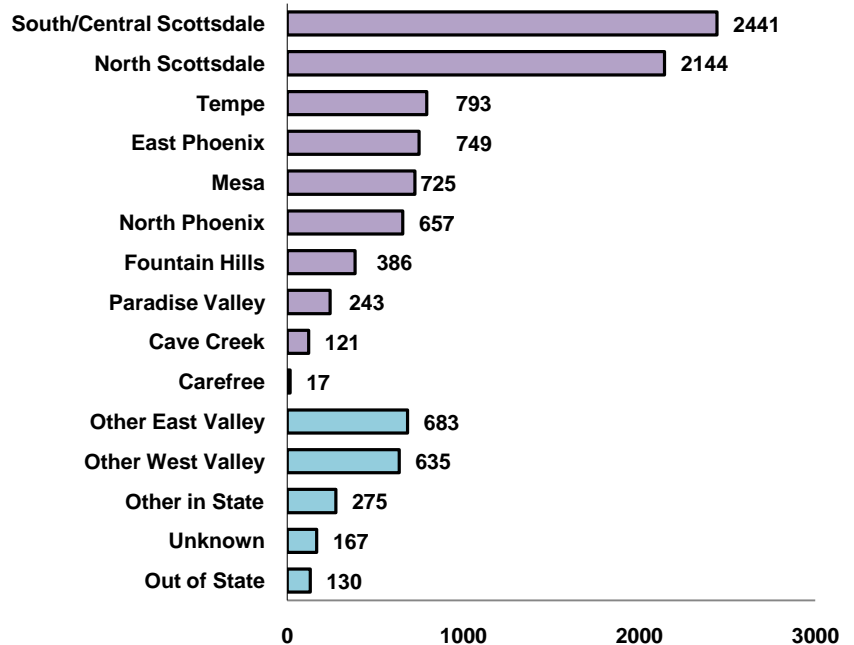
14-17	722	7%
18-22	4,408	43%
23-29	2,346	23%
30-39	1,135	11%
40-49	719	7%
50-59	508	5%
60-85	296	3%
Unknown	32	0%

**Average Age:**  
27.3

#### Full-time/Part-time



#### Enrollment by City



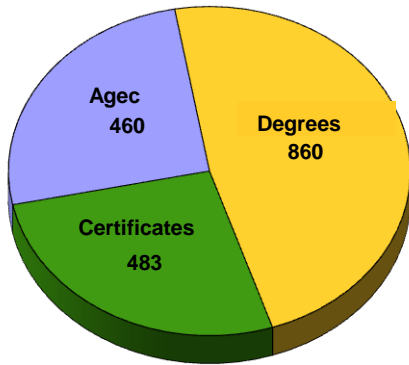
# Facts at a Glance

## Degrees and Certificates

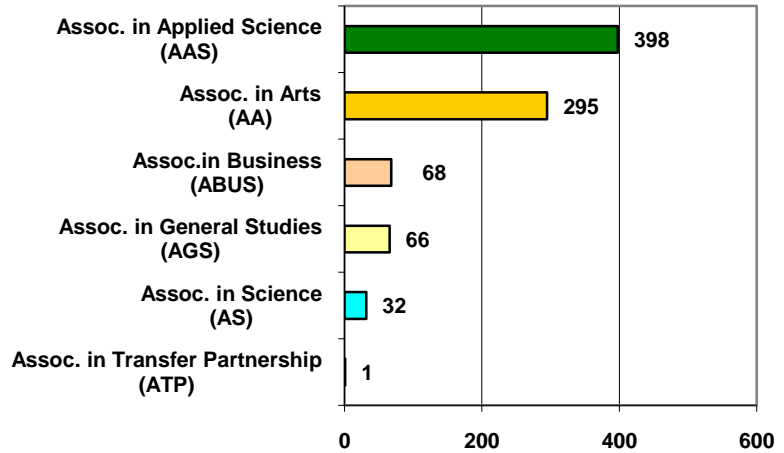
2007 - 2008

Fact Book 2008-2009

### Total Degrees and Certificates



### Associate's Degrees Awarded



### Top Occupational Degrees (Associate of Applied Science) by Title

(with program codes)



### Top Occupational Certificates by Title

(with program codes)

